

# 2023 QLD O'pen Skiff Championships

April 7-9, 2023

## SAILING INSTRUCTIONS



**Organising Authority**  
Australian O'pen Skiff Association Inc.

in conjunction with  
Lake Cootharaba Sailing Club



Roger Omdahl

1. RULES

- 1.1. The regatta will be governed by the rules as defined in the Racing Rules of Sailing (RRS), the special regulations of Australian Sailing, WS Introductory Rules of Sailing (Green Fleet only), the class rules of the competing boats and by these Sailing Instructions.
- 1.2. Silver and Green fleet boats may receive coaching assistance from the official coach boat(s) and any such communication shall not be considered outside help. This changes rule 41.
- 1.3. RRS rule 44.1 is changed so that the Two-Turns Penalty is replaced by a 360°-Turn Penalty.

1. NOTICES TO COMPETITORS

Notices to competitors will be given verbally at the junior briefings each day.

2. CHANGES TO SAILING INSTRUCTIONS

Any change to the sailing instructions will be posted on the notice board next to the canteen at the club house at least 1 hour before the first race of each day.

3. SIGNALS MADE ASHORE

Signals made ashore will be identified by a whistle at the picnic area near the junior boat launch.

4. SCHEDULE

<i>Friday 7 th April</i>	0800-0930	Charter boat allocation
	1100	Competitor Welcome and Briefing
	1230	Warning signal not before 12:30 am. Racing/On water activities.
<i>Saturday 8 th April</i>	0930	Competitor Briefing
	1000	Warning signal not before 10 am. Racing/On water activities allocation
<i>Sunday 9 th April</i>	0930	Competitor Briefing
	1000	Warning signal not before 10 am. Racing/On water activities allocation
	ASAP after activities	Presentation

5. DIVISIONS AND ORDER OF STARTS

- 5.1. The table on attachment A shows the divisions, order of starts and flags. Divisions and order of starts may be changed. This will be advised at the junior briefing.
- 5.2. The Race Committee reserves the right to change the divisions.
- 5.3. A three-minute starting sequence will be used.

Class Flags

6.1

- Gold Fleet – Gold flag with Open Skiff logo
- Silver Fleet – Silver flag with Open Skiff logo
- Green Fleet – Green flag with Open Skiff logo



- 6.2 Any signal displayed above these flags applies to that fleet only.
- 6.3 A ribbon provided at registration must be attached to the clew of the mainsail for silver fleet.

6. COURSES

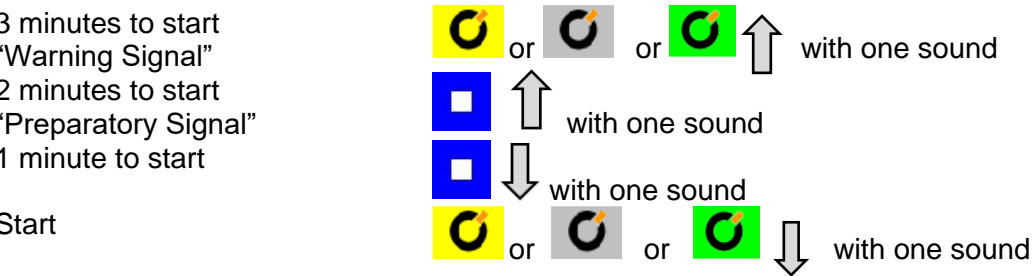
- 6.1. The diagram of the course will be presented at the briefing each day.
- 6.2. The format for the last race on Sunday may be a "marathon" race. Participants will be informed about the format and the course for the last race during the junior briefing at 13:00 on Sunday.
- 6.3. The PRO may approve a boat to sail fewer laps if the majority of the fleet have finished. All boats will be scored accordingly.

7.     **ROUNDING MARKS**

The colours of the rounding marks will be advised at the briefings.

8.     **START**

- 8.1.    Start Sequence - amends RRS 26
- 8.2.    The start line will be between a staff displaying an orange flag on the start boat at the starboard end and a mark at the port end.
- 8.3.    Boats whose warning signal has not been made shall avoid the starting area during the starting sequence for other divisions
- 8.4.    Point score races will be started separately for each fleet.



9.     **TIME LIMITS AND TARGET TIMES**

- 9.1. The target time for the first Gold fleet boat is 20 - 25 minutes
- 9.2. Failure to meet the target time will not be grounds for redress. This changes RRS 62.1(a).
- 9.3. Boats failing to finish within 15 minutes of the first boat sailing the course and finishing may be scored as a finisher in their position at that time. Boats will be notified and directed accordingly.

10.    **FINISH**

The finish line will be between a staff displaying an orange flag on the start boat at the port end and a mark at the starboard end.

11.    **SAFETY**

A boat that retires from the race shall notify the race committee as soon as possible.

12.    **ARBITRATION & PROTESTS**

- 12.1.    Protests will be conducted as per the Racing Rules of Sailing (RRS).
- 12.2.    Protest Time limit shall be 20 min after the last boat has finished the last race of the day.
- 12.3.    Arbitration is available as per appendix T.

13.    **SCORING**

- 13.1.    The Low Point Scoring system will be used. Handicaps and yardsticks may be applied.
- 13.2.    3 races shall be completed to constitute a series.
- 13.3.    A boat may drop her worst score after 5 races, her worst 2 scores after 10 races and her worst 3 scores after 14 races are completed
- 13.4.    The low point system will be used.
- 13.5.    Should boats be tied at the completion of the series overall, ties will be broken by who finishes in front of the other boat in the final race of the series.

#### **14. DISCLAIMER OF LIABILITY**

Competitors participate in the regatta entirely at their own risk. See RRS rule 3, Decision to Race. The organizing authority will not accept any liability for material damage or personal injury or death sustained in conjunction with or prior to, during, or after the regatta.

#### **15. INSURANCE**

Each participating boat shall be insured with a third party insurance with a minimum cover of \$10 million per event.

#### **16. SUPPLEMENTARY NOTES**

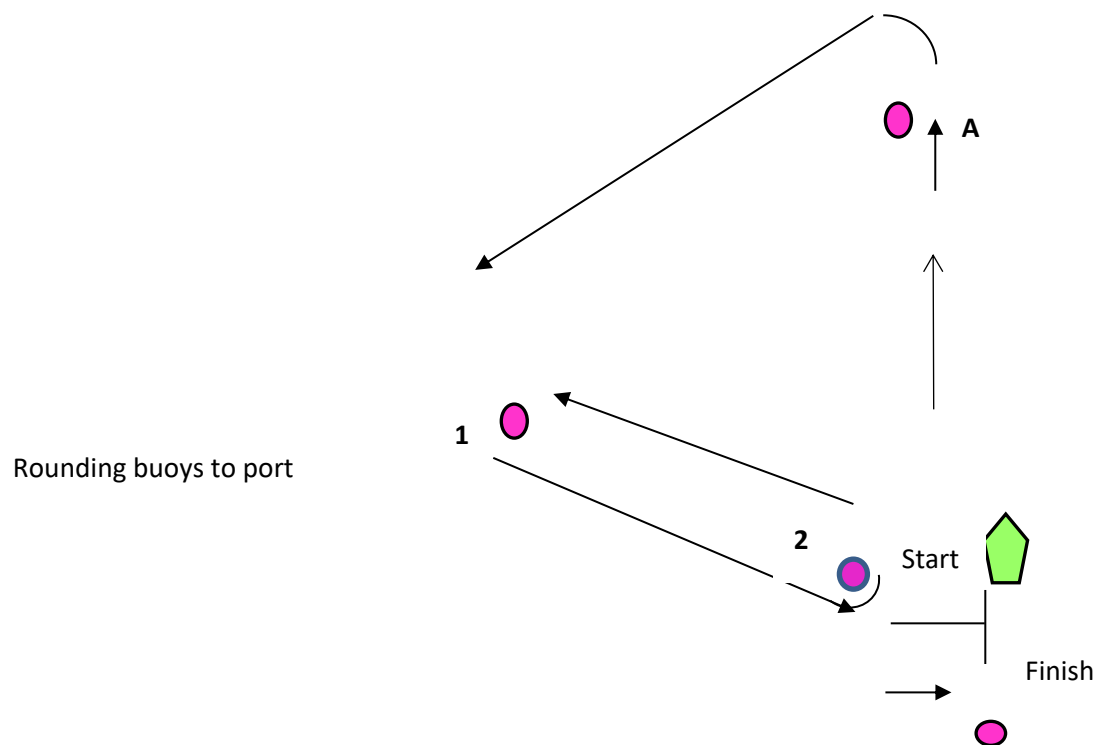
*We are part of a small community in Boreen Point and like to fit in with the rest of the activities of our neighbours.*

*Please be considerate in parking cars, boats and trailers so that traffic can pass easily and residents' access is not blocked.*

*We offer secure trailer parking at the LCSC storage yard off Teewah Street and you are welcome to store sailing equipment under the clubhouse. Please ask us if you wish to access these facilities.*

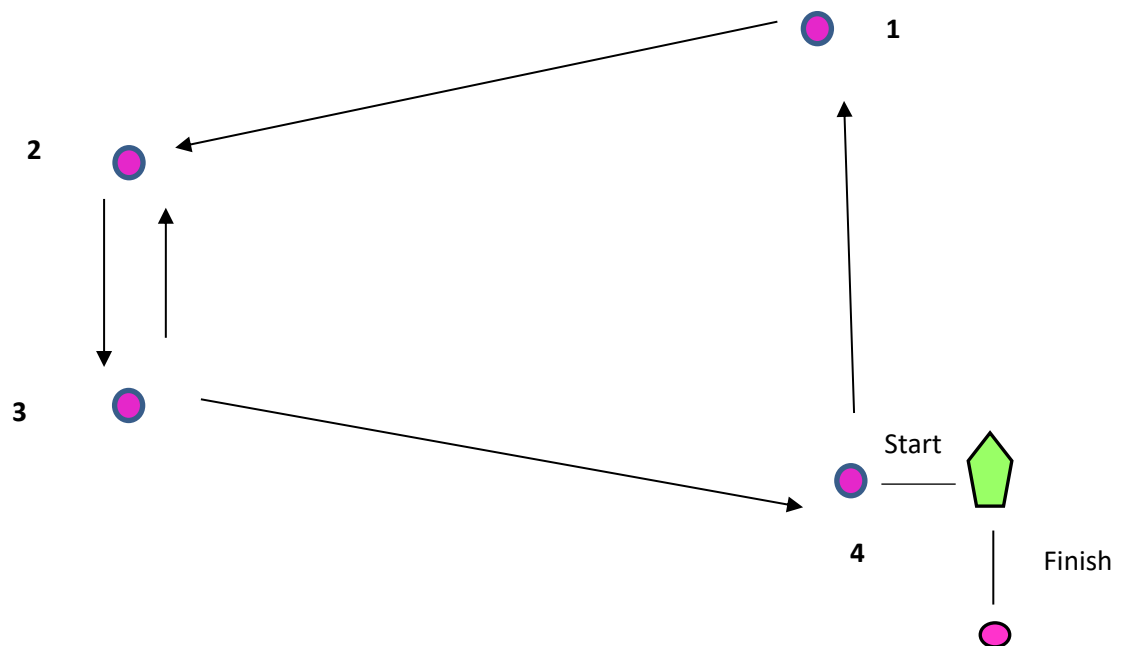
# ATTACHMENT




## Course 1 - Triangle



## Course 2 – Trapezium

Rounding buoys to port



Start	Flag	Fleet	Order of Rounding
1			Start-1-2-1-2-1-2-Finish
			<b>Trapezium</b> Start -1-2-3-2-3-4-finish
2			Start-A-1-2-A-2- -Finish Trapezium Start -1-2-3-2-3-4 finish
3			Start-A-1-2-A-2- A-1-2 -Finish
			<b>Trapezium</b> Start -1-2-3-2-3-4-1-2-3- 4-finish